

Independent Tankers Corporation Limited Q3 2012 Results



November 29, 2012

Agenda

- Highlights
- Financials – Income Statement and Balance Sheet Q3 2012
- Cash Cost Breakeven
- Charter Overview
- Market
- Appendix
 - Company Overview

Disclaimer

THIS PRESENTATION AND ITS ENCLOSURES AND APPENDICES (HEREINAFTER JOINTLY REFERRED TO AS THE "PRESENTATION" HAS BEEN PREPARED BY INDEPENDENT TANKERS CORPORATION LIMITED. ("ITCL" or THE "COMPANY") EXCLUSIVELY FOR INFORMATION PURPOSES. THIS PRESENTATION HAS NOT BEEN REVIEWED OR REGISTERED WITH ANY PUBLIC AUTHORITY OR STOCK EXCHANGE. RECIPIENTS OF THIS PRESENTATION MAY NOT REPRODUCE, REDISTRIBUTE OR PASS ON, IN WHOLE OR IN PART, THE PRESENTATION TO ANY OTHER PERSON.

THE DISTRIBUTION OF THIS PRESENTATION AND THE OFFERING, SUBSCRIPTION, PURCHASE OR SALE OF SECURITIES ISSUED BY THE COMPANY IN CERTAIN JURISDICTIONS IS RESTRICTED BY LAW. PERSONS INTO WHOSE POSSESSION THIS PRESENTATION MAY COME ARE REQUIRED BY THE COMPANY TO INFORM THEMSELVES ABOUT AND TO COMPLY WITH ALL APPLICABLE LAWS AND REGULATIONS IN FORCE IN ANY JURISDICTION IN OR FROM WHICH IT INVESTS OR RECEIVES OR POSSESSES THIS PRESENTATION AND MUST OBTAIN ANY CONSENT, APPROVAL OR PERMISSION REQUIRED UNDER THE LAWS AND REGULATIONS IN FORCE IN SUCH JURISDICTION, AND THE COMPANY SHALL NOT HAVE ANY RESPONSIBILITY OR LIABILITY FOR THESE OBLIGATIONS. IN PARTICULAR, NEITHER THIS PRESENTATION NOR ANY COPY OF IT MAY BE TAKEN OR TRANSMITTED OR DISTRIBUTED, DIRECTLY OR INDIRECTLY, INTO CANADA OR JAPAN.

THIS PRESENTATION DOES NOT CONSTITUTE AN OFFER TO SELL OR A SOLICITATION OF AN OFFER TO BUY ANY SECURITIES IN ANY JURISDICTION TO ANY PERSON TO WHOM IT IS UNLAWFUL TO MAKE SUCH AN OFFER OR SOLICITATION IN SUCH JURISDICTION.

IN RELATION TO THE UNITED STATES AND U.S. PERSONS, THIS PRESENTATION IS STRICTLY CONFIDENTIAL AND IS BEING FURNISHED SOLELY IN RELIANCE ON APPLICABLE EXEMPTIONS FROM THE REGISTRATION REQUIREMENTS UNDER THE U.S. SECURITIES ACT OF 1933, AS AMENDED. THE SHARES OF MDL HAVE NOT AND WILL NOT BE REGISTERED UNDER THE U.S. SECURITIES ACT OR ANY STATE SECURITIES LAWS, AND MAY NOT BE OFFERED OR SOLD WITHIN THE UNITED STATES, OR TO OR FOR THE ACCOUNT OR BENEFIT OF U.S. PERSONS, UNLESS AN EXEMPTION FROM THE REGISTRATION REQUIREMENTS OF THE U.S. SECURITIES ACT IS AVAILABLE. ACCORDINGLY, ANY OFFER OR SALE OF SHARES IN MDL WILL ONLY BE OFFERED OR SOLD (I) WITHIN THE UNITED STATES, OR TO OR FOR THE ACCOUNT OR BENEFIT OF U.S. PERSONS, ONLY TO QUALIFIED INSTITUTIONAL BUYERS ("QIBs") IN PRIVATE PLACEMENT TRANSACTIONS NOT INVOLVING A PUBLIC OFFERING AND (II) OUTSIDE THE UNITED STATES IN OFFSHORE TRANSACTIONS IN ACCORDANCE WITH REGULATION S. ANY PURCHASER OF SHARES IN THE UNITED STATES, OR TO OR FOR THE ACCOUNT OF U.S. PERSONS, WILL BE DEEMED TO HAVE MADE CERTAIN REPRESENTATIONS AND ACKNOWLEDGEMENTS, INCLUDING WITHOUT LIMITATION THAT THE PURCHASER IS A QIB.

NONE OF THE COMPANY'S SHARES HAS BEEN OR WILL BE QUALIFIED FOR SALE UNDER THE SECURITIES LAWS OF ANY PROVINCE OR TERRITORY OF CANADA. THE COMPANY'S SHARES ARE NOT BEING OFFERED AND MAY NOT BE OFFERED OR SOLD, DIRECTLY OR INDIRECTLY, IN CANADA OR TO OR FOR THE ACCOUNT OF ANY RESIDENT OF CANADA IN CONTRAVENTION OF THE SECURITIES LAWS OF ANY PROVINCE OR TERRITORY THEREOF.

THIS PRESENTATION INCLUDES "FORWARD-LOOKING" STATEMENTS (DEFINED IN SECTION 27A OF THE US SECURITIES ACT AND SECTION 21E OF THE US EXCHANGE ACT AS ALL STATEMENTS OTHER THAN STATEMENTS OF HISTORICAL FACTS) INCLUDING, WITHOUT LIMITATION, THOSE REGARDING THE COMPANY'S FINANCIAL POSITION, BUSINESS STRATEGY, PLANS AND OBJECTIVES FOR FUTURE OPERATIONS. SUCH FORWARD-LOOKING STATEMENTS INVOLVE KNOWN AND UNKNOWN RISKS, UNCERTAINTIES AND OTHER FACTORS WHICH MAY CAUSE THE ACTUAL RESULTS, PERFORMANCE OR ACHIEVEMENTS OF THE COMPANY, OR, AS THE CASE MAY BE, THE INDUSTRY, TO MATERIALLY DIFFER FROM ANY FUTURE RESULTS, PERFORMANCE OR ACHIEVEMENTS EXPRESSED OR IMPLIED BY SUCH FORWARD-LOOKING STATEMENTS. SUCH FORWARD-LOOKING STATEMENTS ARE BASED ON NUMEROUS ASSUMPTIONS REGARDING THE COMPANY'S PRESENT AND FUTURE BUSINESS STRATEGIES AND THE ENVIRONMENT IN WHICH THE COMPANY WILL OPERATE. AMONG THE IMPORTANT FACTORS THAT COULD CAUSE THE COMPANY'S ACTUAL RESULTS, PERFORMANCE OR ACHIEVEMENTS TO MATERIALLY DIFFER FROM THOSE IN THE FORWARD-LOOKING STATEMENTS ARE, AMONG OTHERS, THE COMPETITIVE NATURE OF THE MARKETS, TECHNOLOGICAL DEVELOPMENTS, GOVERNMENT REGULATIONS, CHANGES IN ECONOMICAL CONDITIONS OR POLITICAL EVENTS.

Highlights

- Independent Tankers announces a net loss of \$1.4 million, equivalent to a loss per share of \$0.02 in Q3-2012. This compares with a net loss of \$0.4 million, equivalent to a loss per share of \$0.006, for the preceding quarter
- Time Charter Equivalent earnings (\$ per day per vessel)
 - VLCC Bareboat: 22,100
 - VLCC Spot Vessels: 11,200
- In September 2012, Chevron gave six months binding notice of termination for the bareboat charter for the VLCC Phoenix Voyager. The charter will terminate in March 2013.
- In July 2012, BP extended the bareboat charters for the VLCCs British Purpose and British Pride for one additional year until July 2014.

Income Statement

2011 Jul-Sept	2012 Jul-Sept	CONDENSED CONSOLIDATED INCOME STATEMENTS <i>(in thousands of \$)</i>	2012 Jan-Sept	2011 Jan-Sept	2011 Jan-Dec
15,758	17,438	Total operating revenues	54,010	52,194	67,615
5,997	7,261	Voyage expenses and commissions	22,588	19,161	24,107
1,337	1,321	Ship operating expenses	4,886	4,177	6,032
298	177	Administrative expenses	521	688	852
4,391	4,391	Depreciation	13,172	13,172	17,562
12,023	13,150	Total operating expenses	41,167	37,198	48,553
3,735	4,288	Operating income	12,843	14,996	19,062
228	1	Interest income	3	3,796	3,797
(6,019)	(5,598)	Loan interest expense	(17,139)	(18,328)	(24,319)
(13)	-	Capital lease interest expense	-	(2,417)	(2,417)
-	-	Gain on termination of funding agreement	-	8,800	8,800
(162)	(6)	Other financial items	(30)	(629)	(791)
(111)	(81)	Equity losses from unconsolidated subsidiaries	(364)	(411)	(600)
1	-	Foreign currency exchange gain (loss)	2	(26)	(28)
(2,341)	(1,396)	Net (loss) income	(4,685)	5,781	3,504
\$(0.03)	\$(0.02)	Basic and diluted (loss) earnings per share (\$)	\$(0.06)	\$0.08	\$0.05
Time charter equivalent (\$ per day per vessel)					
22,600	22,100	VLCC – bareboat	22,100	23,100	22,800
7,800	11,200	VLCC – spot market	13,400	14,200	13,900

Balance Sheet

CONDENSED CONSOLIDATED BALANCE SHEETS <i>(in thousands of \$)</i>	Sep. 30 2012	Sep. 30 2011	Dec. 31 2011
ASSETS			
Short term			
Cash and cash equivalents	6,286	3,057	519
Restricted cash	74,163	96,804	99,303
Other current assets	10,896	11,045	9,086
Long term			
Vessels, net	285,319	302,882	298,491
Vessels under capital lease, net	1,928	2,481	2,292
Investment in unconsolidated subsidiaries	378,592	416,269	409,691
Total assets	378,592	416,269	409,691
LIABILITIES AND EQUITY			
Short term			
Short term debt and current portion of long term debt	20,700	52,145	19,145
Other current liabilities	41,598	20,168	48,867
Long term			
Long term debt	248,292	268,992	268,992
Equity	68,002	74,964	72,687
Total liabilities and equity	378,592	416,269	409,691

Cash Cost Breakeven

Present average cash cost breakeven rates for 2012 (\$/day)

VLCC bareboat vessels	21,250
VLCC spot vessels	30,000

Charter overview

WINDSOR

Dates are estimates only

Vessel	Charterer	FIXED PERIOD			MINIMUM RATE PERIOD (Market rate, but min. \$20,000/day)				MARKET RELATED PERIOD		Chr. Purch. Opt
		Start date	End date*)	BB Rate	4 years period		Termination Options	Charter expiry (if not extended)	6 years period		
British Pioneer	BP	02.12.1999	02.01.2009	\$24 895	02.01.2009	02.01.2013	02.01.2009 and each anniversary thereafter		Trading Spot from Jan. 2011		No
British Progress	BP	19.06.2000	02.02.2010	\$24 895	02.02.2010	02.02.2014	02.02.2010 and each anniversary thereafter		02.02.2014	02.02.2014 02.02.2020	No
British Purpose	BP	14.08.2000	14.07.2010	\$24 895	14.07.2010	14.07.2014	14.07.2010 and each anniversary thereafter		14.07.2014	14.07.2014 14.07.2020	No
British Pride	BP	16.11.2000	30.07.2011	\$24 895	30.07.2011	30.07.2015	30.07.2011 and each anniversary thereafter		30.07.2014	30.07.2015 30.07.2021	No

GOLDEN STATE

Dates are estimates only

Vessel	Charterer	FIXED PERIOD			REMAINING TERMINATION PERIODS****)						Term. Notice	Final. Notice	Chr. Purch. Opt	
		Start date	End date	BB Rate	Option 1	Option 2	Option 3	Option 4	End charter	BB Rate 2010/11 to end charter				
Ulriken (ex Antares V.)	Chevron	07.12.1998	07.12.2006	\$27 199	07.12.2008	07.12.2010				07.12.2010	Trading spot from Dec. 2010		No	
Phoenix Voyager	Chevron	15.03.1999	15.03.2007	\$27 199	15.03.2009	15.03.2011	15.03.2013	15.03.2015		15.03.2017	\$28 500	9 months	6 months	No

CALIFORNIA PETROLEUM

Dates are estimates only

Vessel	Charterer	FIXED PERIOD			TERMINATION PERIODS					Term. Notice	Final. Notice	Chr. Purch. Opt	
		Start date	End date	BB Rate	Option 1****)	Termin fee	Option 2****)	End Charter	BB Rate				
Cygnus Voyager	Chevron	31.03.1993	01.04.2003	-	01.04.2009	\$9 970 000			15.04.2015	\$15 000 reducing to \$9 000	12 months	7 months	Yes - \$1
Altair Voyager	Chevron	31.08.1993	01.04.2004	-	01.04.2010	\$8 940 000			15.04.2015	\$15 000 reducing to \$9 000	12 months	7 months	Yes - \$1
Sirius Voyager	Chevron	31.10.1994	01.04.2005	-	01.04.2009	\$8 890 000	01.04.2011	\$7 880 000	15.04.2015	\$15 000 reducing to \$9 000	12 months	7 months	Yes - \$1

*) 12 months notice period must be given before the Fixed Periods ends. 12 months notice has been given for British Pioneer and **charter terminated January 10, 2011.**

12 months notice has not been given for British Progress for the 1st, 2nd and 3rd term. options 02.02.2010, 02.02.2011 and 02.02.2012. Vessel fixed until February 2, 2014.

12 months notice has not been given for British Purpose for the 1st, 2nd and 3rd options 14.07.2010, 14.07.2011 and 14.07.2012. Vessel fixed until July 14, 2014.

12 months notice has not been given for British Pride for the 1st and 2nd termination options 30.07.2011 and 30.07.2012. Vessel fixed at least until July 30, 2014.

**) Minimum rate of \$20,000 is payable every month, but market adjustment works on a 4 year cumulative average basis, or shorter if BP cancel the charter.

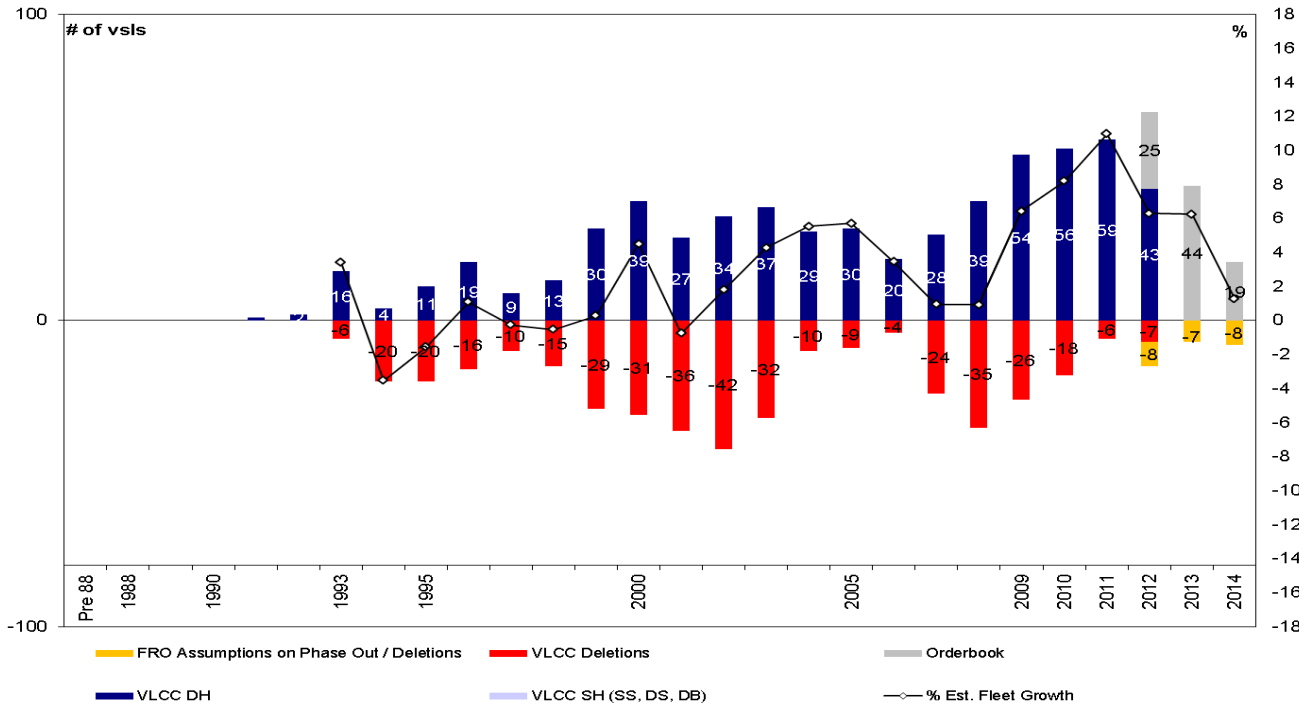
***) 6 months binding-notice must be given before Option 2 /3 dates ends. 6 months binding notice was given for Antares Voyager ->**charter terminated December 7, 2010.** Phoenix Voyager extended at least until March 2013.

****) All the three vessels are now fixed on bareboat charter until April 1, 2015.

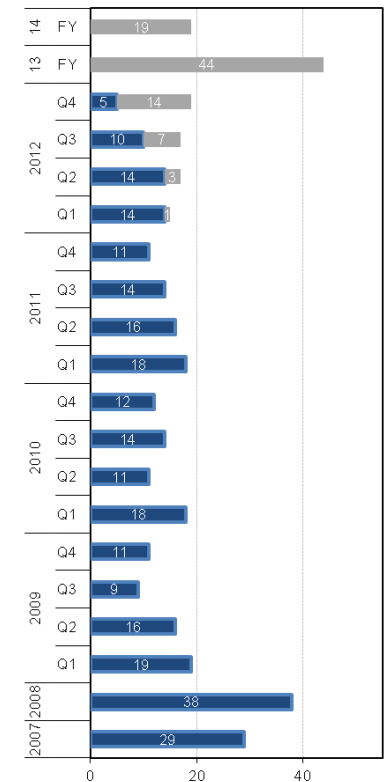
VLCC Fleet

Current Fleet	622	Orderbook	88
DH Fleet	600	Delivered 2012	43
SH (DS, DB, SS) Fleet	22	Estimated deliveries 2012	58

Current Fleet & Orderbook



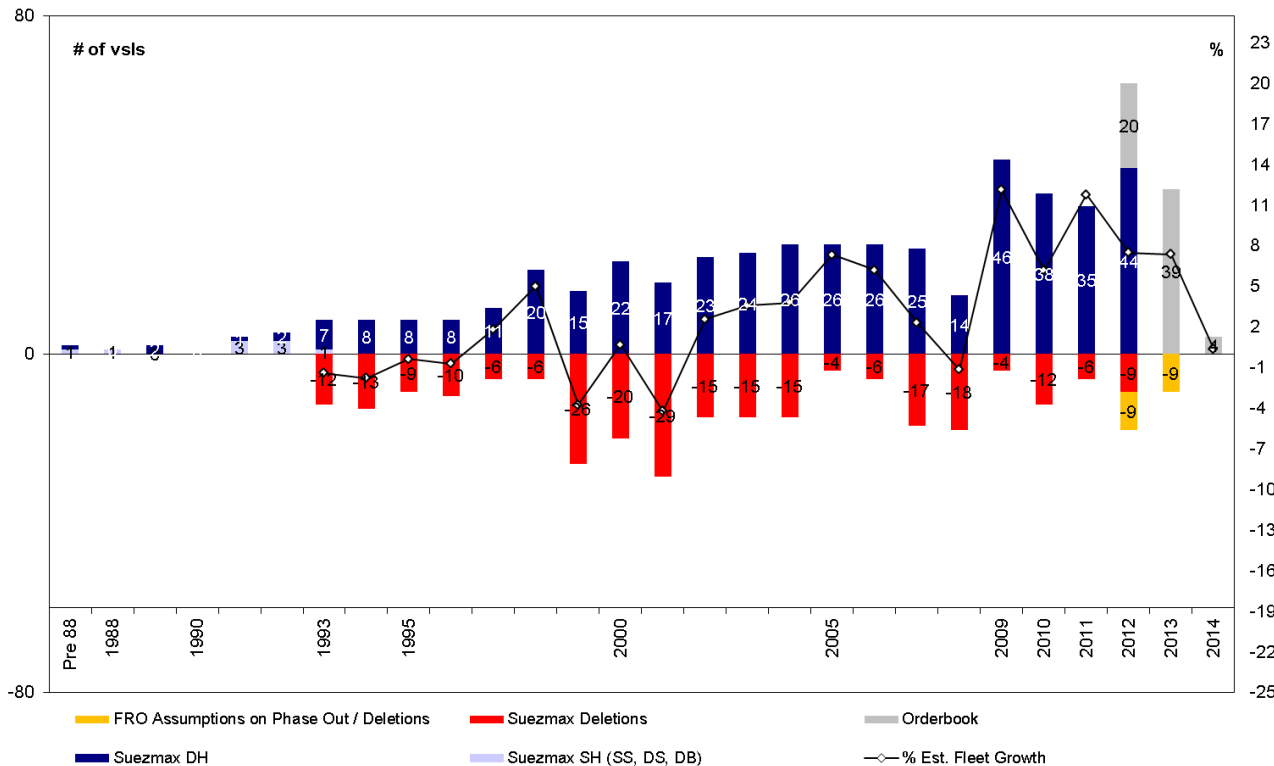
Delivery Schedules



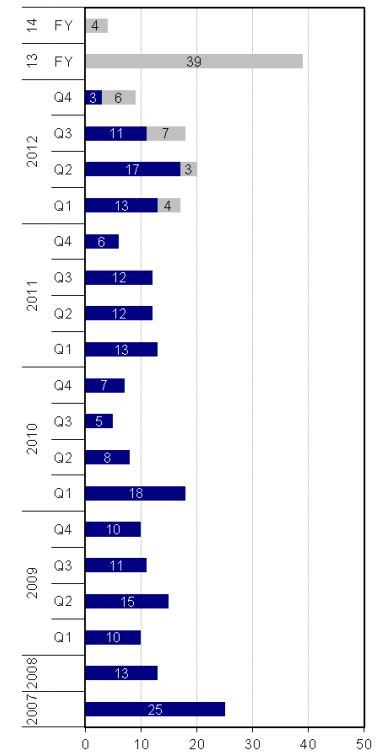
Suezmax Fleet

Current Fleet	466	Orderbook	63
DH Fleet	457	Delivered 2012	44
SH (DS, DB, SS)	9	Estimated deliveries 2012	50

Current Fleet & Orderbook

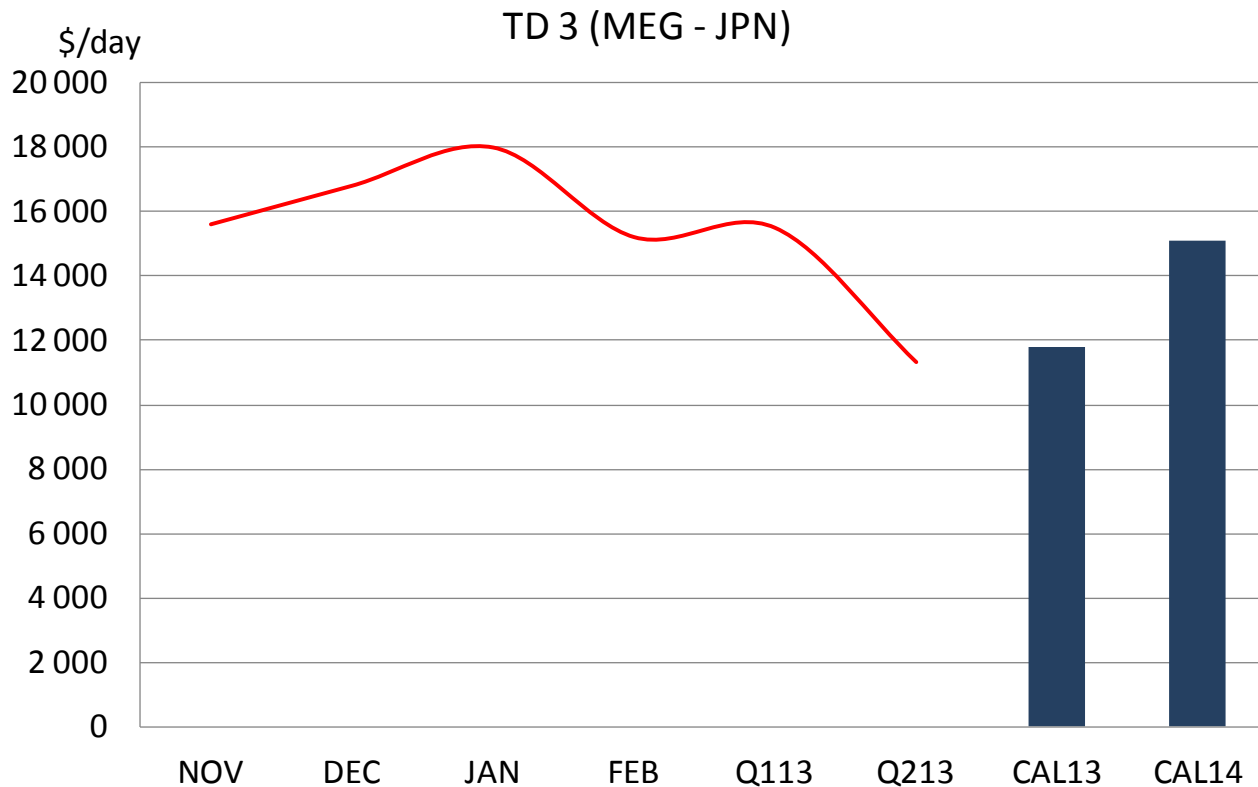


Delivery Schedules



Outlook

FORWARD MARKET



ITCL

- From February 2010, the VLCC British Progress fixed charter rate period ended and the vessel started to trade at a market rate with a minimum bareboat rate of \$20,000 per day. The same was applicable for British Purpose in July 2010 and British Pride in July 2011. Ulriken and Pioneer started to trade in the spot market from December 7, 2010 and January 10, 2011, respectively.

Company Description

- Independent Tankers Corporation Limited (Bermuda) is a holding company that through Independent Tankers Corporation (Cayman Islands) owns three holding companies, each of which owns or leases tanker vessels which have been bareboat chartered to BP Shipping Limited or Chevron Transport Corporation on long term charters.
- The three ship owning structures are all financed through bond issues in the US capital markets.
- Frontline Ltd. also acts as manager for ITC and its subsidiaries.

Golden State Holdings Group

- Owns two separate shipowning companies: Golden State Petro (IOM 1-A) PLC and Golden State Petro (IOM 1-B) PLC. Each company owns a VLCC fixed on an bareboat charter to Chevron Texaco with options to extend the charter for 2 years every second year. The charter for Ulriken (ex Antares Voyager) was terminated Dec. 7, 2010 and is presently trading spot. Phoenix Voyager is fixed until March 2013, The charter can be extended until 2017.
- The Group has as per 30.09.2012 outstanding a term mortgage note of USD 91.8 million, with effective interest rate of 8.04% and maturity in 2019.

California Petroleum Holdings Group

- Owns three separate shipowning companies: CalPetro Tankers (Bahamas I) Ltd, CalPetro Tankers (Bahamas II) Ltd, and CalPetro Tankers (IOM) Ltd. Each company owns a Suezmax vessel. The vessels are fixed on a B/B charter to Chevron until 2015 and Chevron has purchase options for all vessels in 2015 (\$1 per vsl)
- The Group has as per 30.09.2012 outstanding a term mortgage note for USD 28.6 million, with effective interest rate of 8.52% and maturity in 2015.

Windsor Petroleum Holdings Group

- Four separate companies: Buckingham Shipping Plc, Caernarfon Shipping Plc, Sandringham Shipping Plc, Holyrood Shipping Plc. Each company owns or leases a VLCC. Three vessels are fixed on bareboat charters to BP, one until February 2014 and one until July 2014, with options for BP to extend charters on certain dates. Pioneer was terminated on January 10, 2011 and is presently trading spot.
- The Group has as per 30.09.2012 outstanding term mortgage note of USD 210.7 million with effective interest rate of 7.84% and maturity in 2021.



Fleet

WINDSOR	Company name	Vessel	Type	Dwt	Built
	Buckingham Shipping Plc	Pioneer	VLCC - DH	307 000	1999
	Caernarfon Shipping Plc	British Progress	VLCC - DH	307 000	2000
	Sandringham Shipping Plc	British Purpose	VLCC - DH	307 000	2000
	Holyrood Shipping Plc	British Pride	VLCC - DH	307 000	2000

GOLDEN STATE	Company name	Vessel	Type	Dwt	Built
	Golden State Petro (IOM 1-A) Plc	Ulriken (ex Antares Voyager)	VLCC - DH	309 996	1998
	Golden State Petro (IOM 1-B) Plc	Phoenix Voyager	VLCC - DH	308 500	1999

CALIFORNIA	Company name	Vessel	Type	Dwt	Built
	Calpetro Tankers (Bahamas I) Ltd	Cygnus Voyager	Suezmax - DH	156 836	1993
	Calpetro Tankers (Bahamas II) Ltd	Altair Voyager	Suezmax - DH	135 829	1993
	Calpetro Tankers (IOM) Ltd	Sirius Voyager	Suezmax - DH	156 380	1994

Annual Reports

- ANNUAL REPORTS (20-F) FOR THE GOLDEN STATE & CALIFORNIA STRUCTURES, PLEASE GO TO:

WWW.ITCL.BM -> INVESTOR RELATIONS-> SEC FILINGS